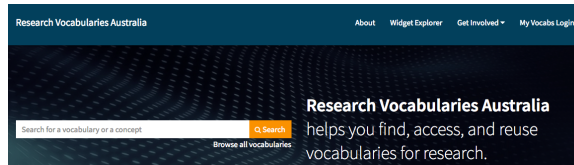


Publishing a non-PoolParty vocabulary to the RVA portal

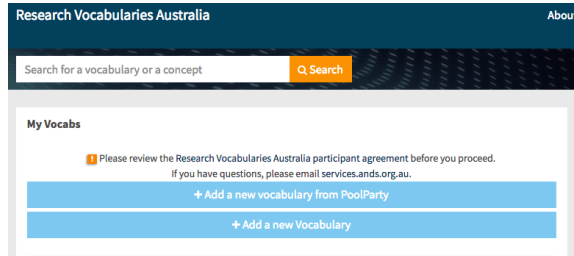
Navigate to the [Research Vocabularies Australia portal](https://vocabs.ardc.edu.au/)

<https://vocabs.ardc.edu.au/>

Select "My Vocab Login", and input your account details



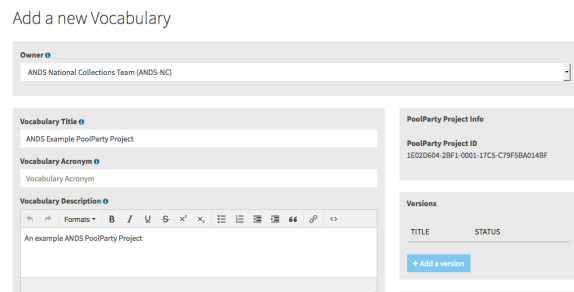
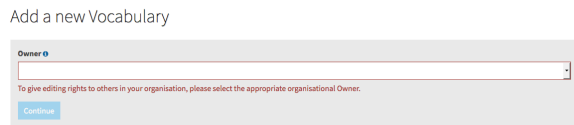
Select "Add a new Vocabulary" in the **My Vocab** section




From the "Owner" dropdown, select your organisation



Describe your vocabulary using the fields available. For more information about how to use the **Add a new Vocabulary** form to richly describe your vocabulary, please consult the [guide to Populating RVA vocabulary metadata fields](#).



Choose **Publish** to make your vocabulary available to the public, or choose **Save to draft** to save your vocabulary in a draft form for future publishing.



You will also have the option to **Deprecate** a vocabulary if it is no longer recommended for use.